



GTR

T O R A N A

XU-1

CAR CLUB OF WA Inc

Quarterly Newsletter

Volume 28 Autumn 2014

**Christmas Cruise
Big Al's Poker Run
Northam Vintage Swap-Meet**

GTR Torana XU1 Car Club of WA Inc.

Executive Committee

President: Steve Gunn
Secretary: Val Jenaway
Treasurer: Ken Parker

Committee Members

Liaison Officer: Alan Bajada

Club Merchandise Officer:
Nick Phillips

Show Organiser: Trevor Peters

Spare Parts Officer: Kim Jeffery

Newsletter Editor: Martin Sibley
sibhs@iinet.net.au

Property Officer: Trevor Peters

Website: Jo-Anne Allchin

Librarian: Val Jenaway

Club Registrar (Concessional
Licensing): Jo-Anne Allchin

Scrutineers: Ken Parker

Special Projects Officer:
Mark Pitt

Social and Runs Officer:
Bill Jenaway

Club meetings are held on the first
Wednesday of the month at 7.30pm at
East Victoria Park and Vietnam Veterans
RSL Hall, 1 Fred Bell Parade,
East Victoria Park WA

Contact: 0433 729 818

Email: gtxcarclub@gmail.com

PO Box 3038

Bassendean / Morley DC

Western Australia 6942

Disclaimer: The GTR Torana XU1 Car Club of WA Inc. does not accept responsibility for the truth or accuracy of any articles or advertisements appearing in this newsletter. It is incumbent on the reader to satisfy themselves as to the truth or accuracy of any of the articles or advertisements. All articles and advertisements are accepted in good faith by the club.

Why become a member of the GTR Torana XU1 Car Club of WA Inc?

WHAT WE HAVE TO OFFER MEMBERS

A club is only as strong as its members. The GTR Torana Car Club of WA Inc. is no exception to the rule. Its main assets are its members. There is a diverse range of technical knowledge and skills and all members willingly contribute to the club information base and, we are proud to say, willingly help each other.

Vehicle Identification

We can give advice to owners and potential owners of either GTR or GTR XU-1 Toranas.

Information

We provide information relating to the GTR and XU-1 Torana. If you need to know something we can in most cases provide an answer, or at least put you in touch with someone who can assist you.

Concessional licensing

Club concessional licensing, where upon inspection - if passed - a much lower State licensing fee is charged.

Quarterly newsletter

Advertising up and coming events, free For Sale section, free Wanted section, free advertising for your business, interesting club run articles, club-attended car show articles and technical articles.

Club Activities and runs

Club runs and barbecues are organised throughout the year to bring club members together for some fun. The club also attends many of the larger car shows in WA.

Club Meetings

Club meetings are held monthly and are a great source of information

Club merchandise

Exclusive GTR Torana XU-1 Club merchandise. Polo shirts, t-shirts, hats, beanies, jackets, stubby holders, decals and key rings.

Discounts

We are able to offer club members discounts at participating businesses.

For membership please visit the club web page for an application form

www.gtrtoranaxulcarclubinc.com

President's Report

Well Christmas has come and gone and already we are into March, time flies when you own Toranas. The Christmas function at the Noble Falls Tavern was a great event, we had so many members turn up, the only thing that there was more of, were raffle prizes.

Everyone who went got at least one prize and many received two, thanks to everyone who donated, this shows the depth of our members generosity.

January was a quiet time, we had no meeting (probably a good thing after Christmas) and with the hot weather came a few good shows, Cranksters had 'Hot Summer Nights' on the 4th of Jan, there was so many cars there, that they queued out on to Great Northern Hwy. They have some nice rides in their club.

February saw the first meeting off the year and unfortunately I was in Kalgoorlie. Judging by the minutes we had a good turnout, Brian Taylor mentioned the Waroona Car Show was back in Waroona for April 2014. Anyone who is not going to South Australia, can we please attend this as a club, it will need our full support to keep it running, thanks.

Big Al's was also on in Feb, good to see Steve Harvey, Russell and Cat there (and me) the day weather wise was very good, still unsure about the venue. We waved the club flag for the day.

Some good events ahead like, Whiteman Park and later in the year 'All Holden Day', plus i'm sure Bill will have some excellent adventure runs throughout the next few months.



We also have the AGM in the middle of the year, please get your thinking caps on for positions, it would be nice to see some new faces (not that there's anything wrong with the current ones).

See you on the road.

Steve Gunn



Editorial

Welcome to the first edition for 2014. May it be a happy year for all.

While the club has been out and about on a few cruises I've been working away in the shed getting some paint on the car (that's it on the cover). It's a real labour of love and very time consuming, but when you see a smooth glossy finish it's very satisfying. Part 2 of Secret Mens Business is on page 18.

Last month I took a trip out to Northam for the annual Vintage Swap Meet. This is my second time and it's really an interesting morning. My wife and I love sifting through all the old car bits and pieces. Hang-on! Let me re-phrase that, I love sifting through the car parts and Sally likes looking at all the old stuff.

For those that didn't make the February meeting, you missed out on seeing a New Old Stock Instrument cluster in the flesh. Trevor kindly bought in his new acquisition for us to view and it was a real treat for me. My first one i'd seen. Check out the pics in this edition.

I do a road test on Molasses as a rust remover, with surprising results.

Blair sends us an interesting story and a hello from QLD. Seems like he & Jess are settling in nicely in the sunny state, helps when you have a shed bigger than my house.

As the weather cools the Car Shows and Cruises hot up. March and April are busy times for the

car enthusiasts with plenty of choices.

Our club will be off to the Barossa Valley for The XU-1 Nationals soon. Expect a bumper crop of pics and banter in the next Newsletter. We also have members in the Waroona and Whiteman Park Shows.

I've been getting a few photos sent in for the newsletter which is absolutely great. Along with a story this is what makes an interesting read. Unfortunately some of the photos don't have the resolution (Mega-pixels) to appear at a large size.

So... if everyone can check their camera settings or phones so that your pictures are about 1-2 meg in size. Saved as jpeg is perfect. Then when we take that special shot we can use it to its fullest potential.

Can we also nominate a person/couple to write up a cruise/show story and take photos before the event has finished. This way our ever failing memories aren't stressed too much trying to recall the event.

Thanks to all that have sent in material to this issue. Much appreciated. :-)

Congratulations must go to our newest Grand-Dad, Gary Tischler. He now has Brianna Rose to dote over.

Martin Sibley

Please send any content, articles and photos for the Newsletter to sibhs@iinet.net.au



Christmas Cruise 2013

The Christmas cruise would go down as one of the best runs we have had for a while, it was a very good turn out from the members.

Stage One was at the coffee shop in Vic Park for breakfast, from there we all meet at the Caltex on Toodyay Road, Jo took some photos of all (later put on the club website with everyone wearing black sunnies and red shirts, looked great) the route instruction were read, and we were off.

First stop was the Brock Memorial, as always looking a treat, no rubbish or anything out of place, there is no doubt this “Perth Tourist stop” has now been given the respect the Champion Peter Brock deserves.

From there we travelled back to Toodyay Road and someone at the front turned left and we proceeded toward Toodyay, 10k’s down the track we U turned and headed towards the Noble Falls Tavern.

On arrival there were a few other muscle cars in

the car park, Trevor was banished to the back blocks for parking in his XY GT, I think it’s a V8 thing? A first class lunch was ordered and drinks were served, the owners of the tavern were the prefect hosts.

The club then held a raffle and produced more prizes than seen before, even the owner of the Tavern donated 4 to 6 bottles of wine to show his thanks, we reciprocated by including him in the raffle, (he won a Holden Hat), everyone won a prize and half won a second prize, thanks to all who donated.

From there everyone went their own way. Lots of goodbyes and all looking forward to this year.

Cheers
Steve Gunn





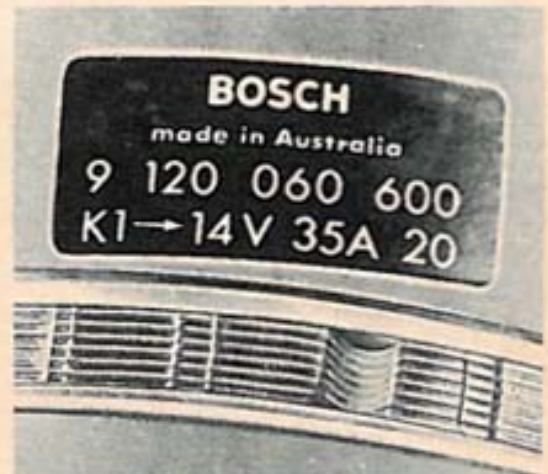
Engine No. L4 RH Side




Engine No. L6 RH Side



Trimatic Transmission Serial No. LH Side



Bosch Generator (Alternator) Serial and Model No.



L6 Starter Motor Serial and Model No.



L4 AC-Delco Ignition Distributor Serial and Model No.

Brown Sugar

Rust!..... A restorer's nemesis, but there are many ways to defeat this moisture loving cancer.

Once rust has taken hold there are some classic ways of removing it, from cutting it out, to applying a rust converter.

What I want to focus on is a little known product called Molasses. It is a by-product from sugar cane and is used in cooking and as a farm animal food supplement.

This non-toxic natural syrup is diluted in warm water at a ratio of 1:10. Pop your rusty parts in, cover it and let it sit for 10-20 days. You will see it working when a white froth appears on the surface in the shape of the part. It is a slow process but the results can be amazing.

Great for rusted pitted chrome, getting it back to the best it can be, considering the damage.

Also good for parts you don't want to get sand blasted, gets into the areas the sand won't. It

removes rust without damaging chrome, Galv, zinc etc.

Once the part is removed from the solution just hose it off and finish it to your requirements.

It will rust quickly so I like to apply a rust converter to neutralise the metal and preserve it while waiting for the final paint or coating to be applied.

If it's so good, why doesn't everyone use it?

It takes a couple of weeks for a result.

The solution starts to smell and attract flies.

You need a container big enough for the parts.

Make sure you remove all grease first and fully cover the object in the solution.

Best container has a lid but not air tight, it must be able to breathe.



Big AL's Poker Run

Always targeted as the car run of the year. This year Steve Harvey, Russel and Cat and myself all entered.

It was held at Taylor Reserve in South Perth, there would have been around 500 cars on the day.

Lots of Toranas mainly LXs, but I did spot a Green LJ two door 'S' done up as an XU1, looked great, very nicely finished.

The oval was very dry so the dust was flying around which made the cars dirty very quickly. Steve's Hatchback drew large crowds, everyone knows the A9X Bathurst winner and loves to talk about the car. There was also a steady stream of XU1 enthusiasts, looking over and talking with Russel and Cat. Everyone has a story about owning one of these cars in life somewhere.

The runs started around 3.30pm with 5 different routes, it was chaos of course. I decided to follow the crew heading through the poly pipe, there was a green two door VF Valiant in front of me with a

'Go Pro' cam on his guard, he filmed me through the pipe, it's on You-Tube if you want to see, Big AL's Part 1 2014 should get you there

I left the main group and headed up the coast meeting up again at the venue, Kingsway Sports Ground. They had a band a few drinks and called it a night, there are some pics of the event on Auto Life WA, if anyone would like to see.

Cheers
Steve Gunn



Northam Vintage Swapmeet

Getting up at 5.30 Sunday morning may not be everyone's idea of fun but it's worth it for this swap-meet. Leaving home at 6.00am me, my wife and her sister had a pleasant 70min drive up through the hills to this historic country town, now infamous for the detention centre.

Being my second time I knew what to expect but I still got a little revved-up rocking up and entering the gates.

The ground was full of sellers displaying their wares, from country folk cleaning out the shed to collectors selling their bits. It's like going back in time, Farmers dragging cars and parts out of the barn, trailers loaded up with treasures.

So put this one in your diary for next year.

Martin







Photography - © Martin Sibley

A Dashing Example

One of our members has just acquired a NOS LC instrument cluster. This gives those restoring these a real look at what they are ment to look like, and where the guages are fitted. Fuel and Temp being in opposite corners to the LJ.

You can also notice the silver edges are the plastic chrome and not a silver paint as most people thought. This is an 8/71 version.

Check out the price paid over 30 years ago.....\$130

Thanks for sharing this at the last meeting Trev.





DAVIES DWYER PTY. LTD.
 Trading as
WATSON HOLDEN GMH
 HOLDEN SALES SERVICE SPARE PARTS
 413 GRIMSHAW ST. BUNDOORA 3083 PHONE 457 4577

H-6 parts 4595711
 462 2411

NAME: [Redacted] INVOICE No. **13331** DATE **18-4-83** TAX APPROV. [Redacted]
 ADDRESS: [Redacted] CUST No. [Redacted] CHARGE CASH BANKCARD
 ORDER No. [Redacted] SALESMAN **PLW**

LOC.	DESCRIPTION	PART NUMBER	NEW P.No. IF APPLICABLE	QTY. ORD.	QTY. DEL.	B/O CODE	PRICE AT	AMOUNT	EXEMPT
	<i>Crank</i>	2508286						105.50	

BACK ORDER CODE		SOURCE	ACCOUNT No.			FREIGHT
B/O	BACK ORDER	33	RETAIL	PAINT	WHOLESALE	TAXABLE TOTAL
NLA	NO LONGER AVAILABLE	TAX	482	483P	483	105.50
EP	ENDANGERING PROCUREMENT	EXEMPT	482D	483R	483D	TAX 21.70
US	UNABLE TO SUPPLY	VS ENTER No. HERE	482F	483T	483F	EXEMPT
M	MISCELLANEOUS	FLEET OWNERS	482H	483V	483H	TOTAL 130.20

GOODS RETURNED FOR CREDIT WILL BE SUBJECT TO THE FOLLOWING HANDLING CHARGES 14 DAYS—NIL 30 DAYS—10% ORIGINAL INVOICE MUST ACCOMPANY GOODS AFTER 30 DAYS

SIGNATURE: [Redacted]



Mike's reproduction parts

Ph: 9728 3123

mikeirenest@activ8.net.au

Item	Price	
Air filter assemblies	300	LC set of three
Air filter assemblies	300	LJ set of three
Air filter elements	70	LC as original
Air filter elements	70	LJ as original
Air filter wing nuts	5	30 a set
Alternator Pulley	125	XU-1 only
Accelerator pull rod		Includes clip, gold or silver
Accelerator torsion rod	80	XU-1
Boot mat	220	XU-1
Boot mat	220	GTR
Badges GTR	order	LC & LJ front and rear/ side
Badge gear shift pattern	28	LJ
Carbie heat shield	120	Important to shield carbies
Carbie linkage set	300	LC
Carbie linkage set	300	LJ
Carbie brass tag set	90	LC or LJ
Carbie linkage torsion rod	80	Included in linkage set
Carbie axcellerator arm	45	For set of 3 not stocked yet
Choke cable and block assy	140	Not cable from dash panel
Choke block	90	Zinc or cad plate
Choke cable brackets	97	Zinc includes clips
Choke cables	50	Set of three
Choke cable clips	60	Set of three
Clean air stickers	30	For ADR 27 GTR's and "S"
Decal set	120	Under bonnet
Decal set	50	External XU-1
Diff tag LS	28	
Engine pipe LC & LJ	480	Not for mid August models
Engine pipe August 73 on	450	Order
Exhaust clamps	28	Flat backed original 2 1/8
Exhaust intermediate pipe	180	LC & all LJ
Fender filler strips	38	Includes clips
Fuel tank breather clips	100	Set of three
Fuel tank cover	95	Roebuck or long grain
Fuel lines and bracket	180	LC suit push on rubber lines
Fuel lines and bracket	180	LJ for rubber carbie lines



Fuel lines without block	220	
Fuel lines and block	260	LJ
Fuel tank breather pipe	120	XU-1 only
Fuel tank connector pipe	65	XU-1 only
Gear shift knob	80	Patterned
Glovebox liner	65	Use your metal plate
Grommet and bush /firewall	28	\$ 15 Grommet only
Hand brake boot Roebuck	35	LC/ LJ
Handbrake boot L / grain	45	LJ
Headlining	185	
Heater hose bracket	65	Up till August 73
Heater hose bracket	65	After August 73
High tension ignition leads	160 order only	Need date of vehicle
ID plate rivets x6	70	
Lucas regulator and brushes	40	For 1973 LJ Adelaide mods
Muffler LC	250	Y shaped exit pipes
Muffler LJ	205	Twin pipes
Oil filler cap/ breather decal	Silver cap \$10	Not included in decal sets
Parcel tray rear / kick panel	board only 150/ set 180	Includes canoe clips
Rocker cover bolts & plates	65	Better than original
Resonators	60	As original
Rocker cover decals	50	XU-1
Seat belt re webbing	550	Send direct to Brad
Shifter boot assembly	115	LC
Shifter boot assembly	85	LJ
Spare wheel retainer bolt	48	GTR & XU-1
Spoiler front	75	Black as original
Spoiler rear	360	Fibre glass as original
Sprintmaster caps chrome	115	Original type
Sprintmaster caps painted	260	Globe
Steering coupling NOS	200	by original manufacturer
Sway bar and clamps	550	By order
Torsion rod	80	
Wheel Spacers	20 ea or 70 a set of 4	



PETER BROCK



THE LAST OF THE BIG BANGERS



ENGINE
HDT MODIFIED
5 LITRE V8 (5040CC)
POWER
405 BHP @ 6500 RPM
TORQUE
325 FT/LBS @ 4350 RPM
GEAR BOX
BORG WARNER SUPER
T10 4 SPEED
(ALUMINIUM CASE)
FRONT END
HARROP ROSE JOINTED
COIL OVER SHOCKS
REAR AXLE
SALISBURY HOUSING
3.55 DETROIT LOCKER DIFF
WHEELS
MOMO AP RACING



Front view



Rear view

30th ANNIVERSARY BIG BANGERS FULL SIZE HELMET



- ✓ Individually Numbered and Limited to 1000
- ✓ Winning statistics from each major race
- ✓ Race Photos of '82, '83, '84 Big Bangers
- ✓ Under license from Peter Brock Estate
- ✓ Sold with Certificate of Authenticity
- ✓ Size 260w x 270h x 340d (mm)

Jamie Duursma 0488 050 577 jamie@iconictreasures.com.au

Close Encounters of the Kookaburra Kind.

Several years ago now the club went on a run out to the Jarrahdale Tavern for a bit of banter, pub grub and an excuse to enjoy the cars out on the open road.

After our leisurely lunch I decided it was time to make the trip back home. As I was motoring down the Southwest Highway I noticed ahead to my right a couple of birds, the flying type. As we rapidly got closer to one another I thought to myself these birds are mad they are going to fly right in front of me, were they never taught to stop, look and listen before crossing the road? Anyway the first one flew across my bonnet only inches away from my windscreen.



Just as I was thinking flip that was close there was a bang and feathers were floating all around the interior of the car, it was a bit like a cartoon scene. I guessed the bird had hit the B pillar and some of his feathers had made their way inside.

About a kilometre down the road I checked my rearview mirror to see if Bill in his Falcon had caught up yet, he hadn't. Upon closer inspection there appeared to be an object on my rear parcel shelf so I pulled over for a closer inspection. To my surprise and horror there was a dead Kookaburra.

The little Kamikaze bird had managed to find the gap between my head/neck and my B pillar and then flown straight into my back window, which stopped him dead in his tracks. With the size of his sharp beak I decided this was a very close encounter and was glad that luck was on my side that day.

The moral of the story is..... don't be unlucky.


Blair



S.M.B. part 2

It's all in the prep..... It's all in the prep. That's what I keep reminding myself, as I struggle not to jump ahead and get some paint on too early. It must be right! Once etched the body was massaged (bogged and banged) into shape before applying the hi-fill primer. This was guide coated and rubbed back, then primed again and again until happy. Each coat looking better and better.

I then painted an Acrylic top coat a white base which is required under the Tangerine to give it its brightness. Once this was rubbed back it was time to try some colour. First starting under the bonnet and bootlid to gain experience. One of the stumbling blocks has been deciding whether to clear over the colour or not. I've spoken with many people about this decision and have been torn between their preferences. I like to get as much



information and knowledge from other people, try both for myself then make my own decision. I've decided to 'clear' so only time will tell if this works for me.

I had a miss-hap with one of the doors, falling and denting a corner. A few choice words were mentioned at this time but then it's just a matter of getting on with fixing it.

The engine is back from the builder and looks very ordinary. I asked for it not to be painted so I could apply a quality paint to the standard I want. Once painted it looked so much better.

The virgin 202 has been bored 30 thou, balanced, larger valves fitted, star fire rods and a better cam. It's built to cruise and hopefully last another 40 years.


Started the lower dash rebuild and fitted the new lettering. It's not the right font as advertised as being correct so might try and get this redone.

Boots been painted a satin gloss black/grey and the engine bay a semi flat black.

Martin



XU-1 Crossword



Across

- 2. Gearbox Nation
- 4. Swing Pub
- 6. Orange Roundabout
- 8. Prop Joiner
- 10. Cat on Grill
- 11. Rock Box
- 12. Irish Colour
- 13. YM?K
- 14. Speedy Guru
- 15. Fuel from Mark
- 17. Musical Wind Instruments
- 18. These Balls are Small
- 19. and Tonto
- 20. Spring or Spark Power
- 21. Fruity Colour

Down

- 1. Balls on a Compass
- 3. Name this Car-Bee
- 4. He who mucks-it-up
- 5. The Mountain
- 7. Front suspension
- 9. Dogs Fang
- 16. A Differant instrument

For Sale/Wanted

Wanted

Help me finish my LJ GTR puzzle.
 Stainless door top trims for drivers door,
 Horn - square mouthed one.
 Have money - will pay
 Call Martin on 0422 223 555



For Sale

Immaculate condition, totally original.
 All matching numbers, All original Black Trim
 with 64000 miles. Log Books, sales brochure,
 tools, keys, receipt folder.
 Comes with original S/Masters and Aquajets
 \$80,000
 Build: 11/1972
 Any queries or information please call, Rodney
 Dullard
 Mobile: 0419 747 202



Bits & Pieces



Production Report

We are all about the preservation of the Holden car in both the historical and automotive sense. To this end, a Vehicle Production Report (VPR) on your Holden using the factory production reporting data may be available for purchase. The exclusive HHS document is just like a Birth Certificate detailing all relevant information pertaining to your Holden up to the point where it was sold as a new car and the factory warranty commenced.

<http://www.holdenhistoricalservices.com.au/order-report>

A Wedding in the Club

Congratulations must go to Mark and Ian on finally admitting their love for each other.



more Bits & Pieces

Mini Jump Starter




Don't get caught with a flat battery. Check out this super portable Jump Starter. Fits in your glove box and lasts a year between charges. It says it can jump start a few cars before running flat.

Watch it start a 1400HP LC Torana here...

<http://youtu.be/UqbxMedkZXA>

JUST HOLDENS - OUT NOW!
The new JUST HOLDENS Magazine
a special Triple Anniversary special!



Under the Scope

How well do you know your Torana parts?
If you don't recognise this bit, the answer is
later in the newsletter.



These picture are all about filling space left over in the newsletter. Still interesting though.

Farewell from Blair

Hello members. As most of you will be aware my wife Jess and I have relocated to Queensland.

I wanted to say how much I have enjoyed being a member of the club over the last 4 or 5 years. I'd also like to thank everyone for making me feel so welcome, for providing me with so much knowledge, laughter and friendship over the years (and for helping me feel really young). I think not being able to attend regular club events and meetings is one of the things I miss most about leaving WA.

Jess and I have bought a place in a little town called Peak Crossing, which is about 58km South West of Brisbane CBD. We are a short 19km drive away from Willowbank Raceway. So if you are visiting the QLD feel free to give us a buzz and come and say hello or you are more than welcome to stay if you like, we have plenty of room.

Blair & Jess



Club Preferred Businesses

These are businesses that support our club

RARE PARTS
Vehicle Enhancement and Restoration Products

TODD GARDNER
45 Welshpool Road, Welshpool WA 6106
Phone: (08) 9470 1117 Fax: (08) 9470 4448
Email: sales@rareparts.com.au

PETERS SECURITY SCREENS
TREVOR PETERS
Mobile 0-403 333 691

66 McCoy Street, Myaree WA 6154
PO Box 4071, Myaree BC WA 6960
Ph: (08) 9317 1717 Fax: (08) 9317 1970
Email: pssecure@harp1.net.au

CLEAR VISION SECURITY - STAINLESS STEEL MESH

HAMILTON SAWMILLS PTY LTD
A.B.N. 44 063 994 909
QUALITY JARRAH & KARRI: Export, Trade and Retail

Alan Bajada
Director
Mob 0407 302 200
Tel (+618) 9302 2022
Fax (+618) 9302 2023
326 Gnaragara Road, Landsdale WA 6065
Email: info@hamilton-sm.com.au

SUDDEN IMPACT SIGNS
signs • design • display
Michael Dear Proprietor

Ph 08 9371 0337
Fax 08 9371 2649

144 King Street, Bayswater 6053
Mobile 0421 042 116
email sudden@git.com.au
web: suddenimpactsigns.com.au

AUSWEST LINEBORING SERVICES
DOUG

Fax: 9964 6268 . A/H 9964 6267
0417 182 142 . 0428 125 772
Email: ausline@westnet.com.au
Mobile Service We Come to You Over 10 Years Experience

PROSEC
SECURITY AGENT LICENCE 00197
PROFESSIONAL SECURITY SERVICES

MARK W. PITT
"30 Years Experience in Security"
1300 ProSec - 776 732
24 HOUR

markpitt@prosec.com.au www.prosec.com.au
P.O. BOX 2191 WARWICK WA 6024

HELPING YOU THROUGH THE SECURITY MAZE

Hankook
PERFORMANCE TYRES

MYAREE TYRE & MECHANICAL
Ph: 9317 2400

Johnathon Eade
Proprietor
47c Norma Road, Myaree Western Australia 6154



If you know of any other business that has supported our club please let me know so they can be included.

Calendar of Events

March

- 8th-9th Auto-One GazzaNats, Collie Motorplex
- 9th Shannons 1-Day Classic Rally
- 15th Ace Ford Run, Curtin University
- 22nd Brookton Old Time Motor Show
- 22nd-23rd Tin Dog Motor Week-end, Dowerin

April

- 7th Max Murray Auto Xtravaganza Car Show, Pinjarra
- 13th All Australian Car Day, Waroona Showgrounds
- 18th XU -1 Nationals - Barossa Valley, South Australia
- 27th Classic Car Show, Whiteman Park

September

- 17th -19th Toranarama, Brisbane

October

- 3rd-5th Hotham Show & Shine, Boddington

BROOKTON OLD TIME MOTOR SHOW

PRESENTED BY: **Sunday Times**
perthnow.com.au

SATURDAY 22 MARCH 2014
'COMMEMORATING 100 YEARS OF THE ANZAC'

Shannons Grand Parades | Cars, Trucks, Tractors, Bikes, Machinery & Military Vehicles (including a Tank) | The Countryman Family Interest Tents | Free Educational Entertainment | Country Music | Friday & Saturday Nights | Camping Encouraged.

Proudly sponsored by: **Countryman**

WWW.OTMS.ORG.AU | COMMITTEE@OTMS.ORG.AU

BROOKTON OLD TIME MOTOR SHOW

GTR XU-1 NATIONALS
EASTER 2014
Barossa Valley South Australia

Answers:

Master Cylinder valve

Club Merchandise

Club merchandise available to club members:

Stubby holders

T-shirts

Polo shirts

Jackets

Beanies

Hats

Key rings

Assorted Stickers



For purchasing please see our club merchandise officer Nick Phillips.

Note: club merchandise is generally available at each club meeting and events attended.

Parting tip..... If you want your picture on the front cover, make sure it's got the resolution.

